

Fuseholder Open Design, 5 x 20 mm, THT, Cover



600 VAC/DC · 2.5 W / 10 A 10 A (UL/CSA)

**Description**

- Optional covers, see accessories

Standards

- IEC 60127-6
 - UL 4248-1
 - CSA 22.2 no. 4248-1

Approvals

- UL File Number: E39328

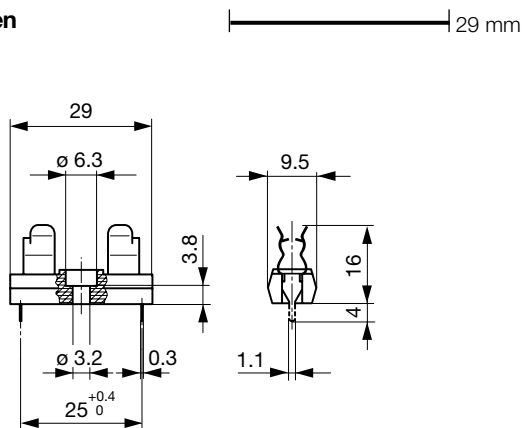
Weblinks

pdf, html, General Product Information, Approvals, RoHS, CHINA-RoHS, e-Shop, SCHURTER-Stock-Check, Distributor-Stock-Check, Accessories

Technical Data

Fuse-Link	5 x 20 mm
Mounting	PCB
Mounting	Screw or Rivet
Terminal	Solder THT
Rated Voltage	600 VAC/DC
Rated Current	10 A (UL/CSA)
Rated Power Acceptance IEC	2.5 W / 10 A @ Ta 23 °C 2 W / 10 A with cover, see derating curves
Degree of Protection	IP 00
Protection Class	Suitable for appliances with protection class 1 or 2 acc. to IEC 61140
Admissible Ambient Air Temp.	-40 °C to 85 °C
Climatic Category	40/085/21 acc. to IEC 60068-1
Material: Socket	Thermoset, black, UL 94V-0
Material: Terminals	Tin-Plated Copper Alloy
Unit Weight (Socket/Cap)	2.9 g
Storage Conditions	0 °C to 60 °C, max. 70% r.h.
Product Marking	Voltage, Current, Approvals

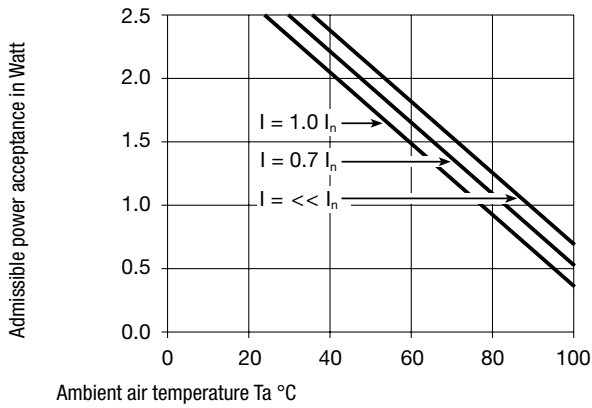
Soldering Methods	Wave
Solderability	235 °C / 2 sec acc. to IEC 60068-2-20, Test Ta, method 1
Resistance to Soldering Heat	260 °C / 10 sec acc. to IEC 60068-2-20, Test Tb, method 1A
Contact Resistance	< 5 mΩ at 20 mV
Dielectric Strength	> 3 kV between L-N (50 Hz; 1 min)
Impulse Withstand Voltage	> 4 kV between L-N
Insulation Resistance	> 10 MΩ between L-N (500 VDC; 1 min)
Overvoltage Category	I - III acc. to IEC 60664-1
Pollution Degree	1 - 3 acc. to IEC 60664-1

Abmessungen

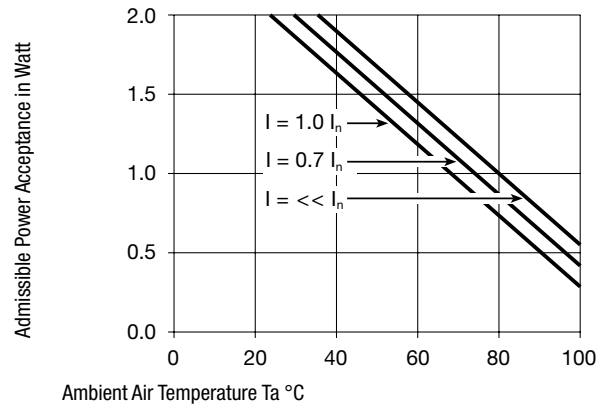
Drilling diagram

Derating Curves

without Cover



with cover



Variants

Holder	Order Number
•	0031.8001

Packaging Unit Bulk (100 pcs.)

Accessories

Description



Cover OG, UHB, UH
Cover for Holder OG (Clip) 5x20, OG (Holder) 5x20, UH, UHB